



SAX 2 HORIZONTAL

20 elements, height 800 mm, length 1800 mm. Woodland Green finish (cod. 19). Configuration cod. 01.
Designed by Synthesis Design



Technical features:

- manifolds with a 30 mm diameter circular section
- tubes made of sheet steel with a 20x25 mm rectangular section
- manifold threading 1/2" Gas right
- maximum working pressure 4 bar
- maximum working temperature 95°C

Finishes available	Surcharge
Standard White	
Classic finishes	
Special finishes	
Other RAL colors	

Finishing codes see page 596.



Model	Code	Depth		Lenght		Conn. C.		Weight	Cap.
		P mm	L mm	L' mm	L'' mm	Kg	lt		
500	SX2 0500 YY 01 IR 01 H	80	500	470	0,82	0,44			
530	SX2 0530 YY 01 IR 01 H	80	530	500	0,86	0,47			
630	SX2 0630 YY 01 IR 01 H	80	630	600	1,00	0,55			
650	SX2 0650 YY 01 IR 01 H	80	650	620	1,03	0,57			
680	SX2 0680 YY 01 IR 01 H	80	680	650	1,07	0,59			
730	SX2 0730 YY 01 IR 01 H	80	730	700	1,14	0,63			
830	SX2 0830 YY 01 IR 01 H	80	830	800	1,28	0,71			
850	SX2 0850 YY 01 IR 01 H	80	850	820	1,31	0,73			
900	SX2 0900 YY 01 IR 01 H	80	900	870	1,38	0,77			
1200	SX2 1200 YY 01 IR 01 H	80	1200	1170	1,80	1,01			
1500	SX2 1500 YY 01 IR 01 H	80	1500	1470	2,22	1,26			
1800	SX2 1800 YY 01 IR 01 H	80	1800	1770	2,64	1,50			
2000	SX2 2000 YY 01 IR 01 H	80	2000	1970	2,92	1,66			

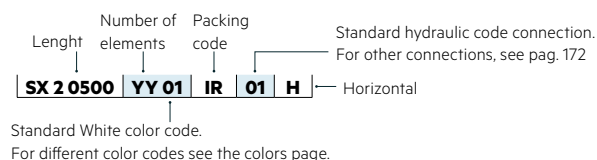
Price included:



Number of elements:

Radiators with an odd number of elements will be supplied at the same price as a radiator with the next even number of elements.
For example: a SAX 2 Horizontal 1800 lenght and 9 elements wide = the price of a SAX 2 Horizontal 1800 lenght and 10 elements wide.

Key Codes



SAX 2 Horizontal: Power in Watt for linear metre

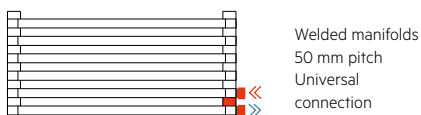
N. el.	4	6	8	10	12	14	16	18	20	22	24	26	28	30	32	34	36	38	40
Btu/h a Δt= 50°C	1398,7	1952,1	2465,6	2947,6	3404,1	3838,4	4252,8	4649,5	5029,5	5394,8	5745,8	6083,4	6408,4	6721,8	7023,6	7314,8	7595,8	7866,5	8128,1
Watt a Δt= 50°C	409,7	571,8	722,2	863,4	997,1	1124,3	1245,7	1361,9	1473,2	1580,2	1683,0	1781,9	1877,1	1968,9	2057,3	2142,6	2224,9	2304,2	2380,8
Watt a Δt= 40°C	307,3	429,2	542,4	648,9	749,7	845,9	938,5	1028,1	1114,1	1195,0	1272,5	1347,0	1418,9	1488,0	1554,5	1618,9	1680,7	1740,2	1797,7
Watt a Δt= 30°C*	212,1	296,4	375,0	449,0	519,1	586,2	651,5	715,5	777,2	833,6	887,4	939,0	989,2	1037,1	1083,1	1128,0	1170,7	1211,8	1251,5
Watt a Δt= 20°C	125,8	176,0	222,9	267,2	309,2	349,5	389,4	429,3	467,8	501,8	533,9	564,8	594,9	623,5	650,9	677,8	703,2	727,6	751,1
Modification index	1,289	1,286	1,283	1,280	1,278	1,275	1,269	1,260	1,252	1,252	1,253	1,254	1,254	1,255	1,256	1,256	1,257	1,258	1,259

(* Thanks to the high performance of Irsap SAX 2 Horizontal radiators, the ideal Δt for low temperature projects is Δt at 30°C.

For Δt different from 50°C use the formula: $Q = Q_n (\Delta t / 50)^n$

Special Options

Cod. 88



Manifolds:

The pipefittings welded on the side manifold can be positioned at any point at a specified distance between centres. It is compulsory in this type of installation to install a diaphragm during production to ensure the product functions correctly. The minimum possible distance between centres is equal to 50 mm (cod. 88), while the maximum distance depends on the length of the radiator (cod. 82). The maximum distance between centres is equal to the number of elements - 1 multiplied by 40 (element pitch): $H' = 40 \times (n - 1)$.

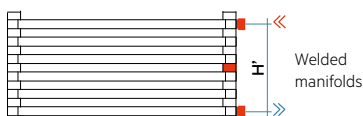
Side Connections (Cod. M82, M88): for side water connections insert an internal flow diverter to the bottom manifold

Internal Diaphragm (Cod. M80): Prearrangement for side connections with 1/2" welded fittings and internal baffle

Configured for connection with single-pipe valve: connection available only for modul and/or double-pipe systems, no monotube valve with loop - (specify water inlet)

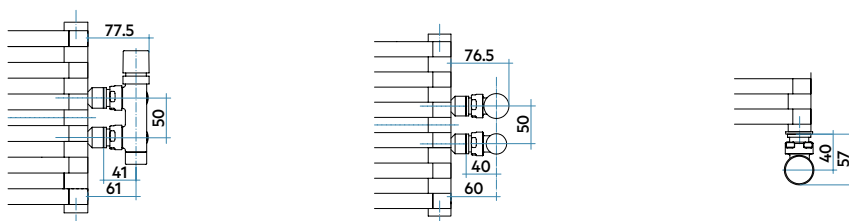
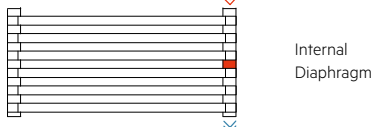
For other connections see page 172


Cod. 82



Connection dimensions with IRSAP valves

Cod. 80

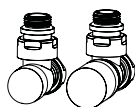




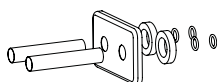
COMPLETE BATTERY DATA

		LENGTH (L)													
(H)		500	530	630	650	680	730	830	850	900	1200	1500	1800	2000	
Height mm	160														
<i>yy = N° elem.</i>	4	W	205	217	258	266	279	299	340	348	369	492	615	737	819
Height mm	240														
<i>yy = N° elem.</i>	6	W	286	303	360	372	389	417	475	486	515	686	858	1029	1144
Height mm	320														
<i>yy = N° elem.</i>	8	W	361	383	455	469	491	527	599	614	650	867	1083	1300	1444
Height mm	400														
<i>yy = N° elem.</i>	10	W	432	458	544	561	587	630	717	734	777	1036	1295	1554	1727
Height mm	480														
<i>yy = N° elem.</i>	12	W	499	528	628	648	678	728	828	848	897	1197	1496	1795	1994
Height mm	560														
<i>yy = N° elem.</i>	14	W	562	596	708	731	765	821	933	956	1012	1349	1686	2024	2249
Height mm	640														
<i>yy = N° elem.</i>	16	W	623	660	785	810	847	909	1034	1059	1121	1495	1869	2242	2491
Height mm	720														
<i>yy = N° elem.</i>	18	W	681	722	858	885	926	994	1130	1158	1226	1634	2043	2451	2724
Height mm	800														
<i>yy = N° elem.</i>	20	W	737	781	928	958	1002	1075	1223	1252	1326	1768	2210	2652	2946
Height mm	880														
<i>yy = N° elem.</i>	22	W	790	838	996	1027	1075	1154	1312	1343	1422	1896	2370	2844	3160
Height mm	960														
<i>yy = N° elem.</i>	24	W	842	892	1060	1094	1144	1229	1397	1431	1515	2020	2525	3029	
Height mm	1040														
<i>yy = N° elem.</i>	26	W	891	944	1123	1158	1212	1301	1479	1515	1604	2138	2673		
Height mm	1120														
<i>yy = N° elem.</i>	28	W	939	995	1183	1220	1276	1370	1558	1596	1689	2253	2816		
Height mm	1200														
<i>yy = N° elem.</i>	30	W	984	1044	1240	1280	1339	1437	1634	1674	1772	2363			
Height mm	1280														
<i>yy = N° elem.</i>	32	W	1029	1090	1296	1337	1399	1502	1708	1749	1852	2469			
Height mm	1360														
<i>yy = N° elem.</i>	34	W	1071	1136	1350	1393	1457	1564	1778	1821	1928	2571			
Height mm	1440														
<i>yy = N° elem.</i>	36	W	1112	1179	1402	1446	1513	1624	1847	1891	2002				
Height mm	1520														
<i>yy = N° elem.</i>	38	W	1152	1221	1452	1498	1567	1682	1912	1959	2074				
Height mm	1600														
<i>yy = N° elem.</i>	40	W	1190	1262	1500	1548	1619	1738	1976	2024	2143				

Decorative & Technical Accessories



Kit Valves and Lockshield valve
Pag. 562



Pipe cover kit
Pag. 566

